









**WEEK 7: April 27-May 1, 2020**

	Reading	Sight Words	Math	Science/Social Studies
<b>Day 1</b> April 27	<p>Log on to Starfall Click on Learn to Read. Work on number 3 activity ig &amp; ip. Have students read the digital story The Big Hit</p> <p>Listen to your child read their decodable reader daily Zig-Zag Jet Can Zip</p>	<p>Rainbow write your sight words from List 8 Write <u>each word</u> down in a pencil first then trace each word with 5 different colors! :)</p>  <p><u>Don't forget to send your teacher a picture of your work this week to earn Dojo Points!</u></p>	<p>Log onto Imagine Math for 15 minutes through Clever.</p>  <p>Practice counting on to 100 from any number using the <a href="#">100 Chart</a>, if needed.</p> <p>Count on from 18, 47, 65 and 82.</p>	<p><b>** NEW: Any activity involving writing or drawing will earn a dojo point! Just send me a picture.</b></p> <p>SCIENCE - Introduce the "3 Rs" ( recycling, reducing, and reusing) and how doing these things help take care of Earth. Earth day was April 22. FOCUS ON RECYCLING, which is turning an object into something else to use instead of throwing it away. Listen to <a href="#">Michael Recycle</a>.</p> <p>OPTIONS: Go to <a href="#">Let's Find Out</a>, search "Earth day," choose "Don't be a Litterbug," find "Recycle Your Markers." OR turn a lunch bag into a puppet, OR a sheet of paper into an airplane to practice "recycling."</p>
<b>Day 2</b> April 28	<p>Listen to the Tumblebooks Story <b>What Matters</b> by Allison Hughes</p> 	<p>Using a gallon sized plastic bag and a dry erase marker have your child write, spell and say each sight word on list 8</p> 	<p>-Discuss what it means to "earn money" and make a list of ways they can do that (example: wash dishes)          -Look at the pictures below and have your child decide if it shows a way adults can earn money. Ask them why or why not?</p> 	<p>SCIENCE - REDUCE means to use less of something. Reducing the water, paper, and electricity we use is good for the planet because it helps save those resources. Watch <a href="#">Going Green</a>. Have your child <b>tell</b> you one way they can reduce water and one way they can reduce electricity.</p> 

Day 3  
April 29

20 minutes of Istation and Lexia



Sight Word Bingo! Using words from list 8, create a small bingo card for your child. Call out words from the list until your child covers 3-4 in a row (with any object you have on hand legos, beans, cheerios, etc). Repeat as needed with words from list 8



-Another way to get money is as a gift, when it does not have to be earned. An example would be money in a birthday card. Discuss the differences between earning money and receiving it as a gift.  
-Fold a blank paper in half. Have your child label one side **EARN** and the other side **GIFT**. Have them draw a picture and write a sentence of one way to earn money and one way to get money as a gift.  
-Use the following sentence starters if needed:  
**I can earn money by \_\_\_\_\_.**  
**I can get money as a gift by \_\_\_\_\_.**  
-Share a picture with your teacher for a Dojo point.

SCIENCE - REUSE means to use something again and again. Bags, water bottles, containers, technology, etc. can be reused. Why is reusing things good for the planet? Watch [Going Green](#) again, focus on REUSING. Draw 3 things that can be reused.

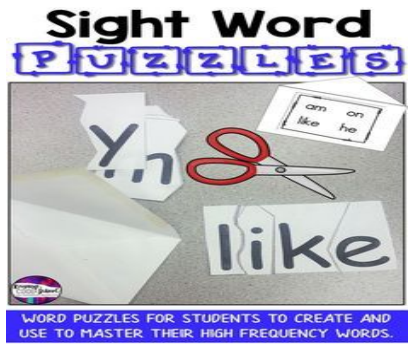


Day 4  
April 30

Log in to Clever > Starfall > Grade 2-3 English > Build a Simple Sentence

Before your child ends their sentence, PLEASE HAVE THEM ADD A PREPOSITION AND DESCRIBE WHERE ITS HAPPENING. EX. **The** spikey horse gallops around the barn! Circle the beginning capitalization with green and the ending punctuation with red. Draw a picture to match. Encourage your child to add a setting and lots of details.

Sight Word Puzzle! Using words from List 8 create sight word puzzles by writing down 3-4 words at a time then cutting the letters apart as shown and have your child piece them together to form the word. Repeat as needed.



-Talk about the word SKILLS and what they think it means. Let them know that for people to do their jobs they have to have certain skills. For example a cashier must know how to count money, talk to customers, bag items and use a computer.  
-Discuss skills a firefighter and doctor need to do their jobs.  
-Fold a piece of paper in half. On one side have them draw what job they want when they grow up and label it. On the other side help them write a list of at least 3 skills they must be able to do to do that job.  
-Share a picture with your child's teacher for a Dojo point.

SS - How does TECHNOLOGY make our lives easier? Define "technology" as the computers, phones, tablets, and chrome books we use. Our lives are easier in many ways:  
\*\*Adults can work from home by communicating with their bosses and sending them work online.  
\*\*We can communicate with others through texting, emails, and using apps that help us see each other as well.  
\*\*We can also keep learning through technology.  
Now, write down 2 ways that technology makes things easier.

EXAMPLE



cashier

- 1) count money
- 2) bag groceries
- 3) use computer



Day  
5  
May  
1

Introduce long E by clicking on Brainpop. In the search bar type in long E then click on the Long E Video. Talk with your child about the long E sound & short E sound.

Then have your child log into Starfall click on Learn to Read then play the Long E games on number 7 and read Pete's Sheep .



Have fun reviewing sight words & dancing to [Sight Words with Jack Hartmann](#) . For a Dojo Point choose 2-3 sight words and create a sentence for each word. Don't forget to draw your picture to match!

-Money can be used to pay for things we WANT (like candy, toys and games) and things we NEED (like clothes, food, and a house). Have a discussion about things you buy for your family that they need and also what they want.

-Ask which is more important and why. Remind them that a need is something we must have to survive. A want is something we would like to have, but don't have to have it.

-Click the link below

[Brain Pop Jr: Needs and Wants](#)

Watch the video, complete the easy quiz and play the game.

-If it does not work, log on to Brain Pop Jr through Clever and search for Needs and Wants.



SS - TECHNOLOGY: NOW AND THEN -

We have discussed ways that technology makes life easier. However, computers were not always the same as they are now. They used to look and work differently. Watch and discuss [Old Computers](#). WRITE the 3 answers to these questions.

1. Are computers today bigger or smaller than older computers?
2. Did older computers have a mouse?
3. Did old computers use a DVD or a floppy disk?
4. Why do you think the "floppy disk" was called "floppy?"

